

## TruBrand Shot Blasters

Versatile, self-propelled, walk-behind shot blasting systems, ideal for medium and large sized jobs. Strip, clean, and profile concrete and asphalt in one easy step. Operate virtually dust-free when attached to a TruBrand dust collector (see items in column at right).

- Integrated drive motor and braking
- Highly visible and manageable controls
- Slide-out screen in shot hopper for removal of large debris
- All electrical components UL certified

### 1-10DS

#### Specifications

Blasting Width	10 in
Travel Speed	Up to 65 ft./min.
Prod. Capacity <sup>1</sup>	Up to 1,937 sq. ft./hr on concrete
Blast Motor	15HP
Amperage	21/39A
Voltage	440/230V, 3Ø, 60 Hz
Power Cord	50 ft.
Dust Hose Connection	5 in. x 50 ft.
Dimensions	64" L x 18" W x 43" H
Weight	Net 794 lb.

Item	Description
<b>1603-3007</b>	TruBrand 1-10DS Shot Blaster, 230V, 10", Black (ea)
<b>1606-3000</b>	TruBrand 1-10DS Shot Blaster, 480V, 10", Black (ea)




### 1-15DS

#### Specifications

Blasting Width	15 in
Travel Speed	Up to 82 ft./min.
Prod. Capacity <sup>1</sup>	Up to 2,690 sq. ft./hr on concrete
Blast Motor	20HP
Amperage	27/52A
Voltage	180V/240V, 3Ø, 60 Hz
Power Cord	50 ft.
Dust Hose Connection	6 in. x 50 ft.
Dimensions	71" L x 22.5" W x 47" H
Weight	Net 1,093 lbs.

Item	Description
<b>1607-3001</b>	TruBrand 1-15DS Shot Blaster, 230V, 15", Black
<b>1609-3003</b>	TruBrand 1-15DS Shot Blaster, 480V, 15", Black




### 2-20DT

#### Specifications

Blasting Width	20 in.
Travel Speed	Up to 108 ft./min.
Prod. Capacity <sup>1</sup>	Up to 4,850 sq. ft./hr on concrete
Blast Motor	Twin 15 HP
Amperage	44A
Voltage	480V, 3Ø, 60 Hz
Power Cord	50 ft.
Dust Hose Connection	6 in. x 50 ft.
Dimensions	77" L x 28" W x 55" H
Weight	Net 1,268 lbs.

Item	Description
<b>1601-3106</b>	TruBrand 2-20DT Shot Blaster, 480V, 20", Black (ea)



## TruBrand Dust Containment Systems

Durable steel construction dust collectors designed for the rigors of concrete, masonry, tile mortar, and asphalt materials. Provides reduced debris and dust generated on surface preparation jobs, plus reduced air-borne dust and particulate. Withstands the demands of heavy commercial or surface-prep contractor use.


### 6-54DC

- Six cartridge filter system
- Prolonged filter life with 11-second auto-pulse cleaning
- Large capacity dust bin for easy disposal
- Matched for use with shot blaster, large grinder, and more

#### Specifications

Static Pressure	21 in H <sub>2</sub> O
Air Flow	900 cfm maximum
Dust Bin Capacity	170 lbs.
Amperage	21.3/11.1A
Voltage	240V/480V
Power Cord	75 ft.
Dust Hose Connection	5 in.
Dimensions	52" L x 33" W x 63" H
Weight	Net 850 lbs.

Item	Description
<b>1603-3300</b>	TruBrand 6-54DC Dust Collector, 230V, Black (ea)
<b>1606-3303</b>	TruBrand 6-54DC Dust Collector, 480V, Black (ea)



### 8-54DCG1

- 4-wheel design for greater stability
- Eight cartridge filter system
- Prolonged filter life with 11-second auto-pulse cleaning
- Electrical outlet on collector, keeps connection to on-site power through single cord
- Cam-lock, high-capacity dust bin
- Large wheels and handles

#### Specifications

Static Pressure	21 in H <sub>2</sub> O
Air Flow	1,650 cfm maximum
Dust Bin Capacity	420 lbs.
Amperage	14.2A
Voltage	480V
Power Cord	75 ft.
Dust Hose Connection	6 in.
Dimensions	75" L x 42" W x 58" H
Weight	Net 1,235 lbs.

Item	Description
<b>1607-3304</b>	TruBrand 8-54DCG1 Dust Collector, 480V, Black (ea)



<sup>1</sup>Production rates achieved will be affected by variables specific to each job site. Figures are not guarantees of performance. For proper operation, the shot blasting unit must be used in conjunction with an appropriate dust collection device.